



REF. PCS **21.0b**


# MODEL | **GSW275 Volvo**

- **NEW VOLVO** Diesel engine.
- **MeccAlte** alternator.
- **Water cooling system with radiator.**
- **Internal residential muffler.**
- **Double lifting points frame structure.**
- **Complete with engine and battery liquids.**
- **Manual pump oil draining pipe.**
- **Leak proof tray facilities.**
- **Weather proof version.**
- **Rental kit as option (POWER ON RENT).**




MODEL		GSW275V		
CODE		SC251TWA		
TECHNICAL FEATURES	<b>PRIME POWER PRP</b>	<b>kVA (kW)</b>	<b>252 (202)</b>	
	<b>EMERGENCY POWER LTP</b>	<b>kVA (kW)</b>	<b>275 (220)</b>	
	Voltage	Volt	400/231	
	Frequency	Hz	50	
	Power factor	Cos φ	0,8	
	Fuel capacity	Litres	448	
	Autonomy (100% load PRP)	h	7,7	
	Acoustic power	LWA	97	
	Acoustic pressure at 7m	dB(A)	72	
	Dimensions (LxWxH)	mm	3.550 x 1.360 x 2.016	
	Weight (dry)	kg	2.726	
	<b>DIESEL ENGINE</b>	<b>VOLVO</b>	<b>TAD 734 GE</b>	
	Cooling system	Type	Water	
	Speed	r.p.m.	1.500	
	Displacement	c.c.	7.150	
	Cylinders and disposition	n° disp.	6 L	
	Aspiration	Type	Turbo - Intercooler	
	Engine power PRP	kWm	216	
	Fuel consumption (100% load)	l/h	52,5	
	Specific consumption PRP	g/kWh	205	
Engine governor (standard)	Type	Electronic		
Electric system (DC)	Volt	24		
<b>ALTERNATOR</b>	<b>MECCALTE</b>	<b>ECO38 1L</b>		
Insulation	Class	H		
Mechanical degree of protection	Type	IP21		
Voltage regulation	Type	Electronic		



TECHNICAL CHARACTERISTICS LISTED ARE NOT INCLUSIVE OF ANY PRODUCT CUSTOMIZATIONS AND THE PRODUCER RESERVES THE RIGHT TO MODIFY THEM FOR INNOVATIONS WITHOUT PRIOR NOTICE

MANUAL / AUTOMATIC CONTROL PANEL (ACP)		GSW275V	
MANUAL / AUTOMATIC CONTROL PANEL (ACP)	 <p>Manual / Automatic control panel mounted on the genset, protected by a locking door, complete with digital control unit <b>AC01</b> for monitoring, control and protection of the generating set.</p>	<b>Digital instrumentation</b> through AC-01 control unit (CAN BUS).	<ul style="list-style-type: none"> <li>• Generating set voltage (3 phases).</li> <li>• Mains voltage.</li> <li>• Generating set frequency.</li> <li>• Generating set current (3 phases).</li> <li>• Battery voltage.</li> <li>• Power (kVA - kW - kVAr).</li> <li>• Power factor Cos φ.</li> <li>• Hours-counter.</li> <li>• Engine speed r.p.m.</li> <li>• Fuel level (%).</li> <li>• Oil pressure.</li> <li>• Engine temperature.</li> </ul>
		<b>Commands and others</b>	<ul style="list-style-type: none"> <li>• Selector switch with six positions: Automatic test - Automatic starting - Engine locked - Mains contactor forced - Manual starting - Genset contactor forced.</li> <li>• Push-buttons: start/stop, up/down selection, reset.</li> <li>• Emergency stop button.</li> <li>• DC system disconnection key.</li> <li>• Acoustic alarm.</li> <li>• Automatic battery charger.</li> </ul>
		<b>Protections with alarm</b>	<ul style="list-style-type: none"> <li>• Engine protections: low fuel level, low oil pressure, high engine temperature.</li> <li>• Genset protections: under/over voltage, overload, under/over frequency, starting failure, under/over battery voltage, battery charger failure.</li> <li>• Circuit breaker protection: III poles.</li> <li>• Differential protection.</li> </ul>
		<b>Protections with shutdown</b>	<ul style="list-style-type: none"> <li>• Engine protections: low fuel level, low oil pressure, high engine temperature, low coolant level.</li> <li>• Genset protection: under/over voltage, overload, under/over battery voltage, battery charger failure.</li> </ul>
		<b>Output</b>	<ul style="list-style-type: none"> <li>• Plinth row for connection from ACP to LTS panel.</li> <li>• Power cables connection to terminals board (external).</li> </ul>

TECHNICAL CHARACTERISTICS LISTED ARE NOT INCLUSIVE OF ANY PRODUCT CUSTOMIZATIONS AND THE PRODUCER RESERVES THE RIGHT TO MODIFY THEM FOR INNOVATIONS WITHOUT PRIOR NOTICE

AUTOMATIC CONTROL PANEL (AMF)		GSW275V	
AUTOMATIC CONTROL PANEL (AMF)		<p><b>Digital instrumentation</b> through AC-01 control unit (CAN BUS).</p> <ul style="list-style-type: none"> <li>• Generating set voltage (3 phases).</li> <li>• Mains voltage.</li> <li>• Generating set frequency.</li> <li>• Generating set current (3 phases).</li> <li>• Battery voltage.</li> <li>• Power (kVA - kW - kVAr).</li> <li>• Power factor Cos φ.</li> <li>• Hours-counter.</li> <li>• Engine speed r.p.m.</li> <li>• Fuel level (%).</li> <li>• Oil pressure.</li> <li>• Engine temperature.</li> </ul>	
	Automatic control panel for automatic starting by Mains failure. Delivered loose from the genset, and complete with digital control unit <b>AC01</b> for monitoring, control and protection of the generating set.	<p><b>Commands and others</b></p> <ul style="list-style-type: none"> <li>• Selector switch with six positions: Automatic test - Automatic starting - Engine locked - Mains contactor forced - Manual starting - Genset contactor forced.</li> <li>• Push-buttons: start/stop, up/down selection, reset.</li> <li>• Emergency stop button.</li> <li>• Remote starting availability.</li> <li>• Acoustic alarm.</li> <li>• Automatic battery charger.</li> </ul>	
		<p><b>Change over contactors Mains/Genset</b></p>	IV poles - 400A
		<p><b>Protections with alarm</b></p> <ul style="list-style-type: none"> <li>• Engine protections: low fuel level, low oil pressure, high engine temperature.</li> <li>• Genset protections: under/over voltage, overload, under/over frequency, starting failure, under/over battery voltage, battery charger failure.</li> </ul>	
		<p><b>Protections with shutdown</b></p> <ul style="list-style-type: none"> <li>• Engine protections: low fuel level, low oil pressure, high engine temperature, low coolant level.</li> <li>• Genset protection: under/over voltage, overload, under/over battery voltage, battery charger failure.</li> </ul>	
		<p><b>Output</b></p> <ul style="list-style-type: none"> <li>• Plinth row for connection from pre-wired panel (mounted on the genset) to AMF panel.</li> <li>• Power cables connected to terminals board (internal).</li> </ul>	



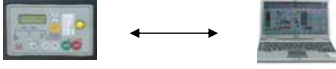
**GENSET SUPPLEMENTS (ONLY AVAILABLE WHEN ORDERED)**

GENSET SUPPLEMENTS	<input type="checkbox"/> <b>GPA: ALTERNATOR IP23 PROTECTION.</b>	
	<input type="checkbox"/> <b>AFP: AUTOMATIC FUEL TRANSFER PUMP.</b>	
	<input type="checkbox"/> <b>DCC: DIFFERENT CANOPY COLOUR.</b>	
	<input type="checkbox"/> <b>FBD: FULLY BUNDED BASEFRAME</b>	
	<input type="checkbox"/> <b>PHS: COOLANT PREHEATING SYSTEM.</b>	
	<input type="checkbox"/> <b>KRT: RENTAL KIT.</b> Complete of:	
	<input type="checkbox"/> <b>Battery switch.</b>	
	<input type="checkbox"/> <b>Fuel filter water separator.</b>	
	<input type="checkbox"/> <b>Three way valve.</b>	
	<input type="checkbox"/> <b>Earth rod.</b>	
<input type="checkbox"/> <b>Sockets kit (5 sockets).</b>	1 x 400V/125A 3P+N+T CE.	
	1 x 400V/63A 3P+N+T CE.	
	1 x 400V/32A 3P+N+T CE.	
	1 x 400V/16A 3P+N+T CE.	
	1 x 230V/16A Schuko.	
<input type="checkbox"/> <b>WPC: WEATHER PROOF VERSION (*).</b> Economy canopy version useful in applications where is not necessary to reduce the noise level, but is necessary a weather protection. It includes only the sheet metal canopy, without the soundproof panels and the expulsion air module. Industrial silencer on radiator side.		
Dimensions (mm). Lifting points and exhaust silencer not included: <b>GSW275V:</b> 2950 x 1360 x 2016		
(* ) This version does not comply with 2000/14EC regulation.		

**CONTROL PANEL SUPPLEMENTS (ONLY AVAILABLE WHEN ORDERED)**

CONTROL PANEL SUPPLEMENTS	<input type="checkbox"/> <b>TIF: IV POLES CIRCUIT BREAKER INSTEAD OF III POLES.</b>	
	<input type="checkbox"/> <b>SKB: SOCKETS KIT B WITH 5 SOCKETS.</b>	1 x 400V/63A 3P+N+T CE.
		1 x 400V/32A 3P+N+T CE.
		1 x 400V/16A 3P+N+T CE.
		1 x 230V/16A 2P+T CE.
	1 x 230V/16A Schuko.	
<input type="checkbox"/> <b>RSS: REMOTE START &amp; STOP PRE-ARRANGED FREE CONTACTS.</b>		

**ACCESSORIES**

<b>ACCESSORIES</b>	<p>● <b>LOAD TRANSFER SWITCH PANEL.</b></p>		<b>GSW275V</b>
	 <p>Load transfer switch panel built in a metal cabinet and supplied loose from the genset.</p>	<p><b>Change over contactors</b></p>	IV poles - 400A
		<p><b>Connections</b></p>	<ul style="list-style-type: none"> <li>• Plinth row for connection from ACP to LTS panel.</li> <li>• Terminals board for power cables connection (Genset-Mains-Load).</li> </ul>
		<p><b>Protections</b></p>	<ul style="list-style-type: none"> <li>• Contactors mechanically and electrically interlocked.</li> <li>• Emergency stop button.</li> </ul>
	<p>Automatic control panel + LTS panel measures the Mains voltage and starts automatically the genset within few seconds in case of Mains failure. It transfers immediately the load again to the genset when the Mains voltage returns within the rated values.</p>		
<p>● <b>GSB: GALVANISED SKID.</b> Heavy duty galvanized skid to be installed under the genset. Easily transportable with fork lift.</p>			
<p>● <b>RCG: REMOTE CONTROL BY GSM KIT</b> (kit for genset management and control by remote PC; communication available by means of RS232 directly to PC or through GSM modem). Available only on the automatic versions.</p>			
<p>● <b>STR: SITE TRAILER .</b> Double axle.</p>	